



AIMSHOP.COM




• LAP TIMERS • LOGGERS • CAMERAS • DASHES • SENSORS • AND MORE

SHOP NOW

AiM Infotech

Hondata S300 ECU

Release 1.00



Devices



VISIT SUPPORT CENTER


SOFTWARE DOWNLOADS

FIRMWARE UPDATES

PRODUCT DOCUMENTATION



Hondata S300 is a plug in module to the factory Honda Engine Computer as shown here below. This tutorial explains how to connect Hondata S300V3 ECU to AiM devices.




1 Software setup

Hondata S300 module needs a software setting to correctly communicate with AiM devices. Run Hondata "SManager" software and follow this path:

- Parameters -> Digital Input/Output -> "AiM MXL"
- Upload the configuration to the ECU

2 Connection to AiM devices


Hondata S300 module features a serial communication protocol on the white connector shown here below on the left with cable colour shown on the right. Bottom is connection table.

**S300 Pin**

RS2232TX

Cable colour

Green

**AiM cable**

RS232RX

3 AiM Logger configuration

Before connecting the ECU to AiM device set this up using AiM Race Studio software. The parameters to select in the device configuration are:

- ECU manufacturer: "Hondata"
- ECU Model: "KPro"

4

Available channels

Channels received by AiM devices connected to "Hondata" "KPro" protocol are:

ID	CHANNEL NAME	FUNCTION
ECU_1	HONDATA_RPM	RPM
ECU_2	HONDATA_SPEED	Vehicle speed
ECU_3	HONDATA_GEAR	Engaged gear
ECU_4	HONDATA_ECT	Engine cooling temperature
ECU_5	HONDATA_IAT	Intake air temperature
ECU_6	HONDATA_BATTERY	Battery voltage supply
ECU_7	HONDATA_TPS	Throttle position sensor
ECU_8	HONDATA_MAP	Manifold Air Pressure
ECU_9	HONDATA_INJECTOR_TIME	Injection time
ECU_10	HONDATA_IGNITION_PHASE	Ignition phase
ECU_11	HONDATA_REVERSE_LOCKOUT	Reverse lockout
ECU_12	HONDATA_BRAKE_SWITCH	Brake indicator
ECU_13	HONDATA_SCS	SCS
ECU_14	HONDATA_EPS	EPS
ECU_15	HONDATA_FUEL_PUMP	Fuel pump indicator
ECU_16	HONDATA_RADIATOR_FAN	Radiator fan indicator
ECU_17	HONDATA_VTEC_OIL_PRESS	Oil pressure
ECU_18	HONDATA_VTECS1	Solenoid indicator 1
ECU_19	HONDATA_VTECS2	Solenoid indicator 2
ECU_20	HONDATA_MIL	Malfunctioning indicator lamp
ECU_21	HONDATA_CAM_ANGLE	Cam angle
ECU_22	HONDATA_LAMBDA	Lambda value
ECU_23	HONDATA_AFR	Air/Fuel ratio
ECU_24	HONDATA_KNOCK_COUNT	Knock since power on