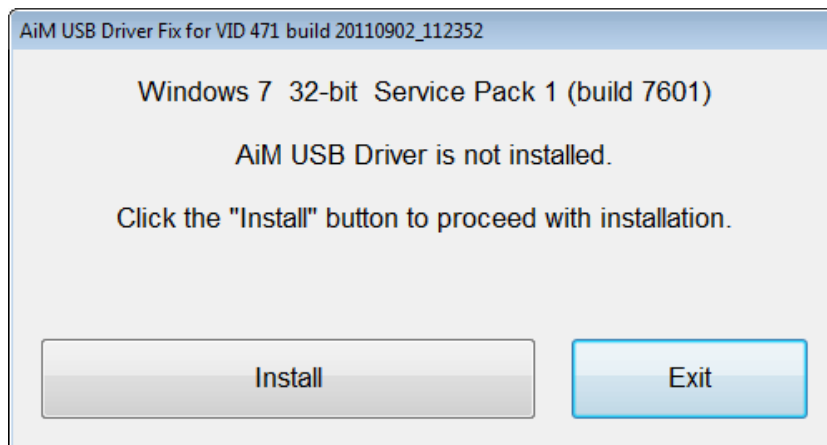




**AiM Infotech**

# AIM\_USB\_Driver\_Fix\_471.exe package installation

---

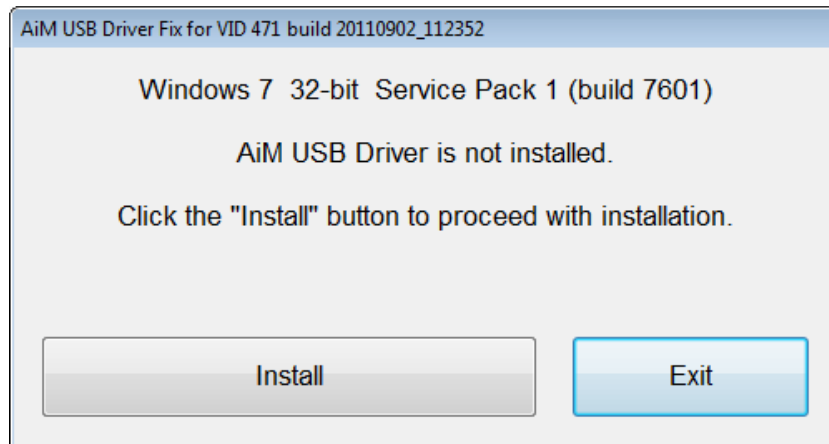


## AIM\_USB\_Driver\_Fix\_471.exe package installation

There are some cases in which Firmup cannot do its work completely. This happens because the logger belongs to a former set which identifies USB using a superseded Vendor ID (0471).

In order to solve this problem and let Firmup work, please install this package. It works on Windows 7, Vista and XP. Its use is the same as for the AIM USB driver installation (that features Vendor ID 11CC).

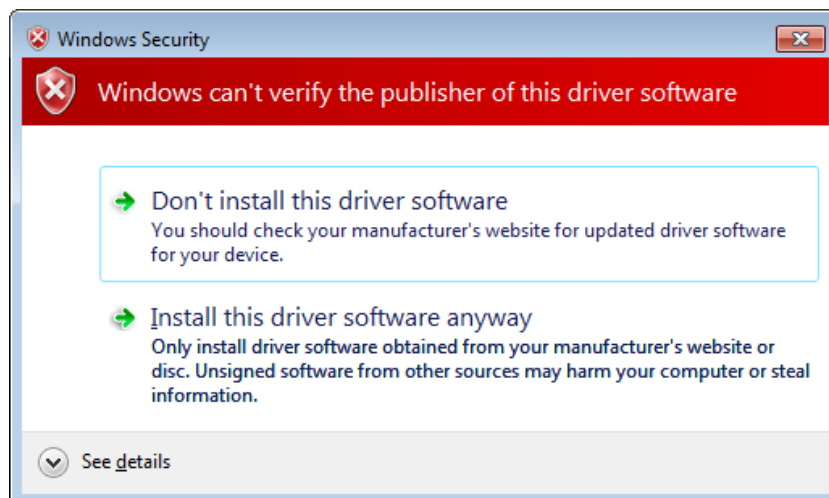
The package is an Install Shield™ executable that, at the end, prompts the screen captured below here only in the case that the 0471 driver is not correctly installed.



**You just have to press “Install” button to start the setup process.**

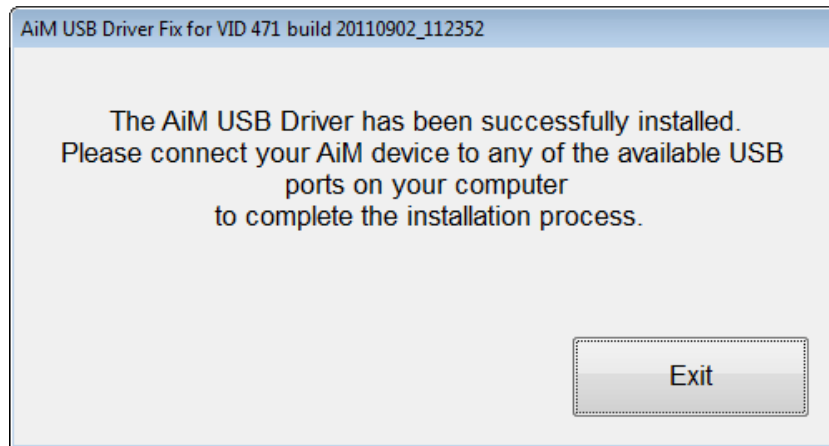
In case the 0471 driver is already installed a “Reinstall” button is prompted instead of the “Install” button shown here (proceed with reinstall only if you suspect something is wrong). We have to consider that in case the 0471 driver is already installed you should have never had the Firmup problem.

Later on, Windows shows this message on Windows Vista or 7 (a slightly different message on XP):



**Please select “Install this driver software anyway”.**

Below here the capture of the final window prompted:



**Click exit and it's done. The Firmup should work now.**

You'll notice that in the start menu the following icon has been added



This lets you run this executable again.

This manual can be downloaded at [www.aim-sportline.com](http://www.aim-sportline.com) >> Download >> Software area.