



FAQ

Frequently asked questions

Automatic Web Updates downloading error



Race Studio 3

Automatic Web Updates downloading error

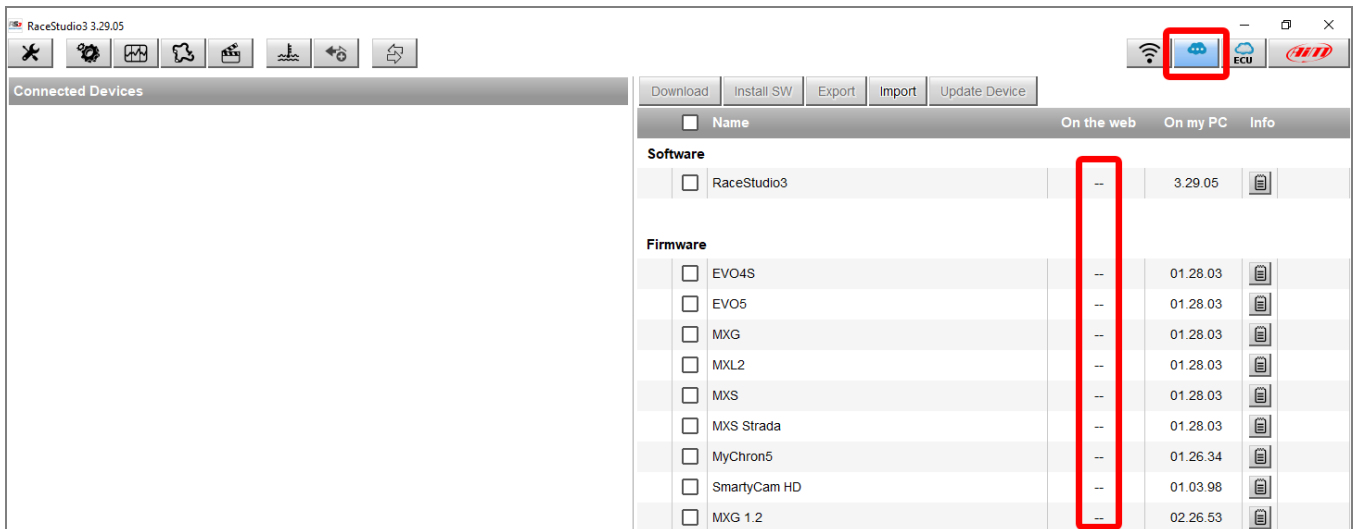
Question:

Race Studio 3 does not automatically download the available Web Updates: how can I solve this problem?

Answer:

The block of the automatic Web Updates download does not allow Race Studio 3 to automatically download the list of the new available updates from the AiM server. This behavior can be represented in two ways by the software:

- Web Updates icon appears as follows (top right red box; following image) and the list of the available software/firmware versions on the web is not displayed ("On the web" column).



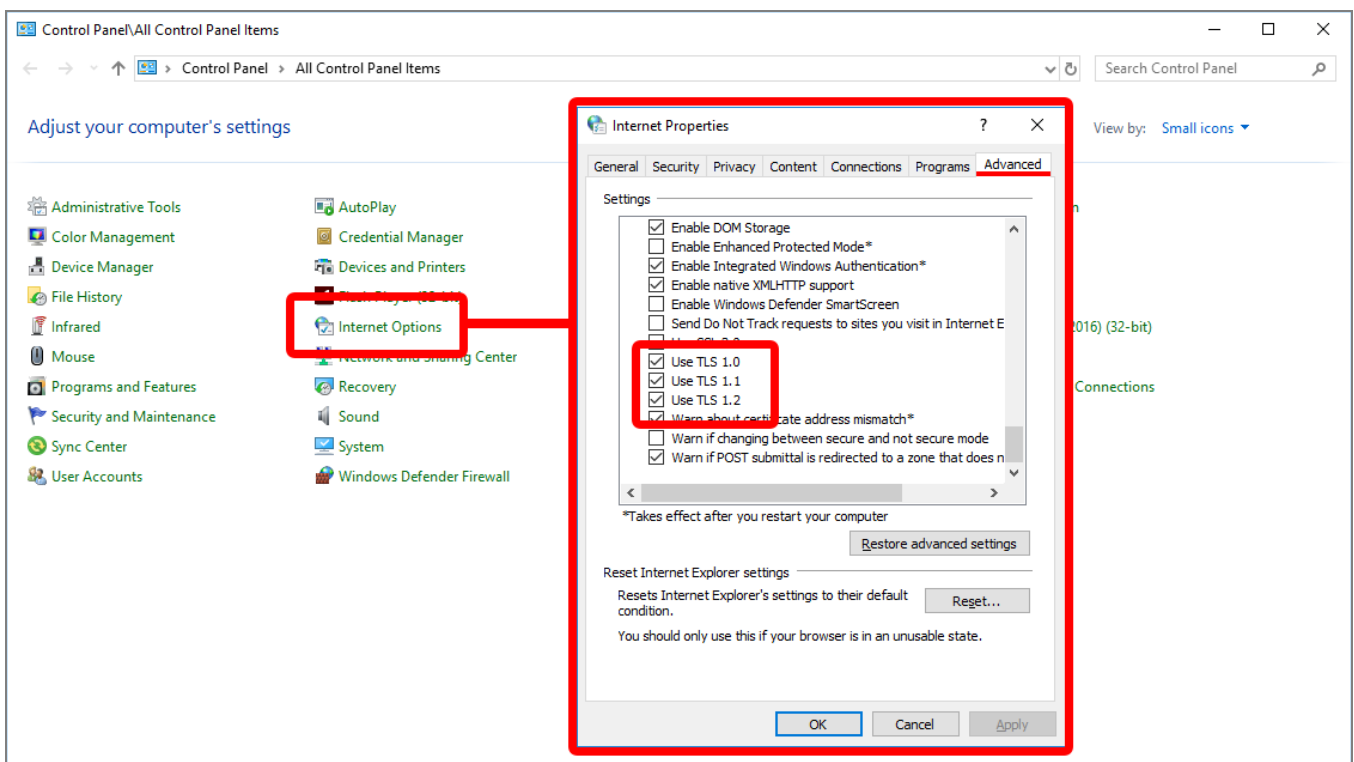
- For earlier versions of Race Studio 3, it is possible that the Web Updates icon is greyed out and it cannot be clicked.


N.B.: AiM always recommends to keep Race Studio 3 updated to the latest version available, so to be sure to use the latest resources.



Race Studio 3

To make the automatic Web Updates downloading start every time the software is opened, it is necessary to modify the Internet Options in use on your PC from the Control Panel, following the procedure explained here below:

- Enter the Control Panel.
- Click Internet Options -> Advanced: the window is shown in the following image.
- In the Security section of the Settings list, enable the TLS, which are the net connection and data flow protection measures, then click Apply and Exit.



Close the software and open it again and verify that, clicking the light-blue Web Updates icon , the software/firmware versions tab displays the latest available.

If the Web Updates icon is light-blue colored with an arrow under it , the automatic download process is correctly executed and new updates are available (labelled as ).