



AiM Infotech

AiM MXS Strada Dash

Release 1.08



Standard version



Street icons version





AiM MXS Strada

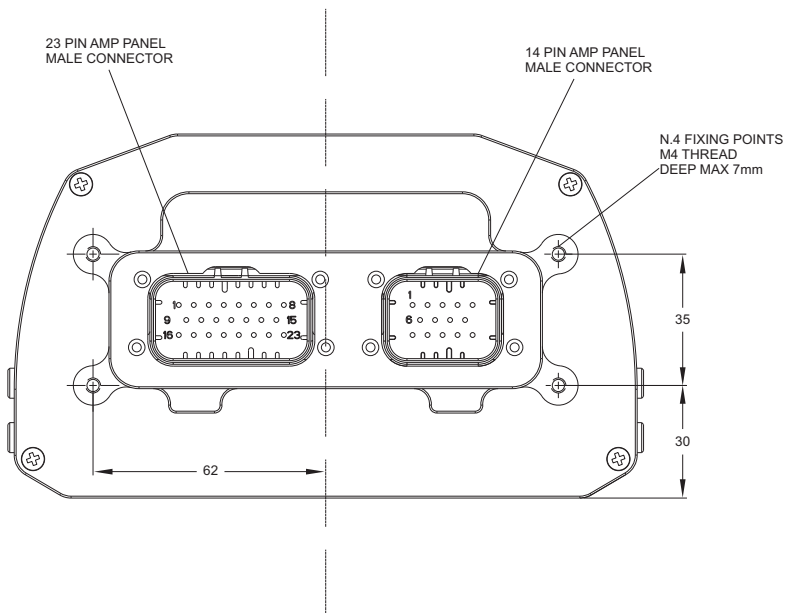
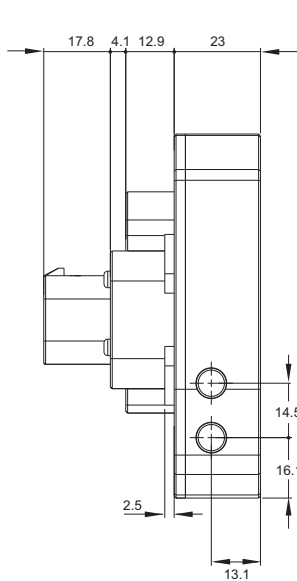
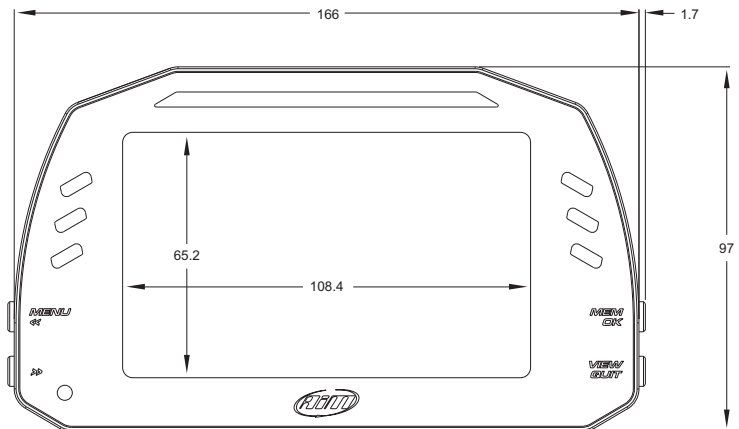
Dash



Standard version



Street icons version





AiM MXS Strada

Dash

Technical specifications

Display	5" TFT
Resolution	800x480 pixels
Contrast	600:1
Brightness	700cd/m2 - 1,100 Lumen
Ambient light sensor	Yes
Alarm LEDs	6 configurable RGB LEDs
Shift Lights	10 configurable RGB LEDs
CAN connections	2
ECU connection	CAN, RS232 or K-Line to 1,000+ industry leading ECUs
External modules	GPS Module, Channel Expansion, TC Hub, Lambda Controller, SmartyCam HD
Analog inputs	4 fully configurable, max 1,000 Hz each
Digital inputs	1 Speed input, coil RPM input
Digital outputs	1 (1 Amp max)
Second CAN	Yes
Body	Anodized Aluminum
Pushbuttons	Metallic
Connectors	2 AMP connectors
Dimensions	169.4x97x23 mm
Weight	480 g
Power consumption	400 mA
Waterproof	IP65

Part numbers

X21MXSSTRCAN	MXS Strada with CAN + RPM harness (ECU)
X21MXSSTROBD0	MXS Strada with OBD harness (CAN+K)
X21MXSSTRCAN1	MXS Strada Street icons version with CAN + RPM harness (ECU)
X21MXSSTROBD1	MXS Strada Street icons version with OBD harness (CAN+K)
V02573220	23 pins AMP connector harness for MXS Strada - Standard version (optional) (see the drawing in the next page)

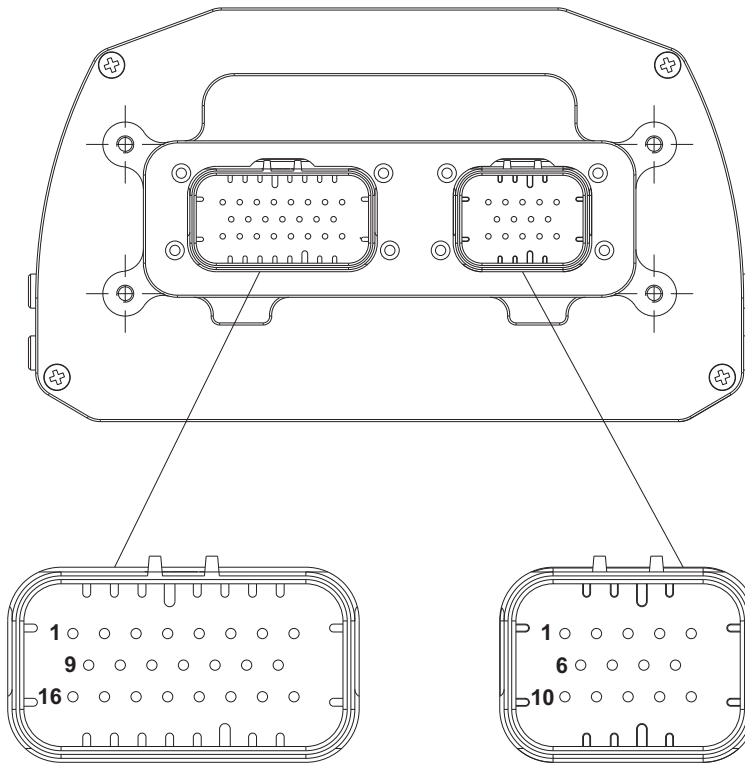


AiM MXS Strada

Dash

Pinout

Pin	AMP 23 pin
1	Ain 1
2	gnd analog
3	+Vb out
4	+Vref
5	Ain 2
6	Ain 3
7	gnd analog
8	+Vb out
9	+Vref
10	Ain 4
11	rs232 TX
12	rs232 RX
13	Speed 1
14	gnd
15	+Vb out
16	Dout
17	gnd
18	can2+
19	can2-
20	gnd
21	LAP in
22	gnd
23	+Vb out

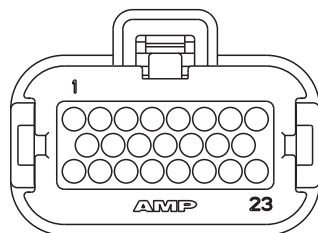
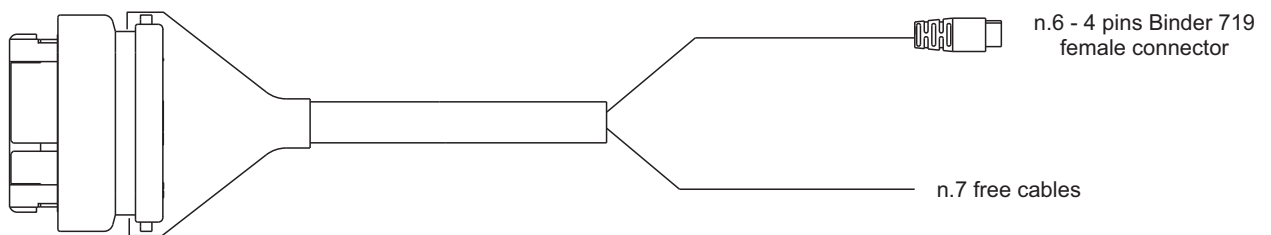


Pin	AMP 14 pin
1	9-15V Power in
2	gnd batt
3	can+ exp
4	gnd
5	+Vb out can
6	can- exp
7	+Vb ext can
8	can1+ ECU
9	can1- ECU
10	K line ECU
11	usb D+
12	usb D-
13	gnd USB
14	rpm

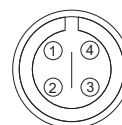
23 pins AMP panel male connector
pinout ext view

14 pins AMP panel
male connector
pinout ext view

23 pins AMP connector harness for MXS Strada - Standard version (optional)



23 pins AMP female
connector pinout
contact insertion view



4 pins Binder 719 female
connector pinout
solder termination view



AiM MXS Strada

Dash

Product history

Rev	From serial number	Date	Changes
Rev02	5301590	Jul, 18th 2017	<ul style="list-style-type: none">▪ TFT Display: to prevent breakage of the flat cable connection of the display, mounted two pieces of neoprene adhesive between the motherboard and the display
Rev01	5301312	Apr, 13th 2017	<ul style="list-style-type: none">▪ MXS-01B: main board<ul style="list-style-type: none">▪ Added correct reading battery voltage value▪ PXL21B: connectors interface board<ul style="list-style-type: none">▪ HW modified to work with MXS-01B